



Wansdyke  
Primary School

Futura  
Learning Partnership

Welcome  
to Year  
6!

# Who is who?

---



**Miss Harris**  
Head Teacher



**Mr Frost**  
Deputy Head  
Teacher and  
SENCo



**Mr Osborne**  
Phase 2 Lead



**Mrs Kidd**  
Learning Support  
Mentor


# Who is who?



Mrs Heavens  
Teaching Assistant



Jack Osborne  
Class Teacher



Mrs Sims  
HLTA  
Class teacher Friday  
& Wednesday PM



Mrs White  
Teaching Assistant

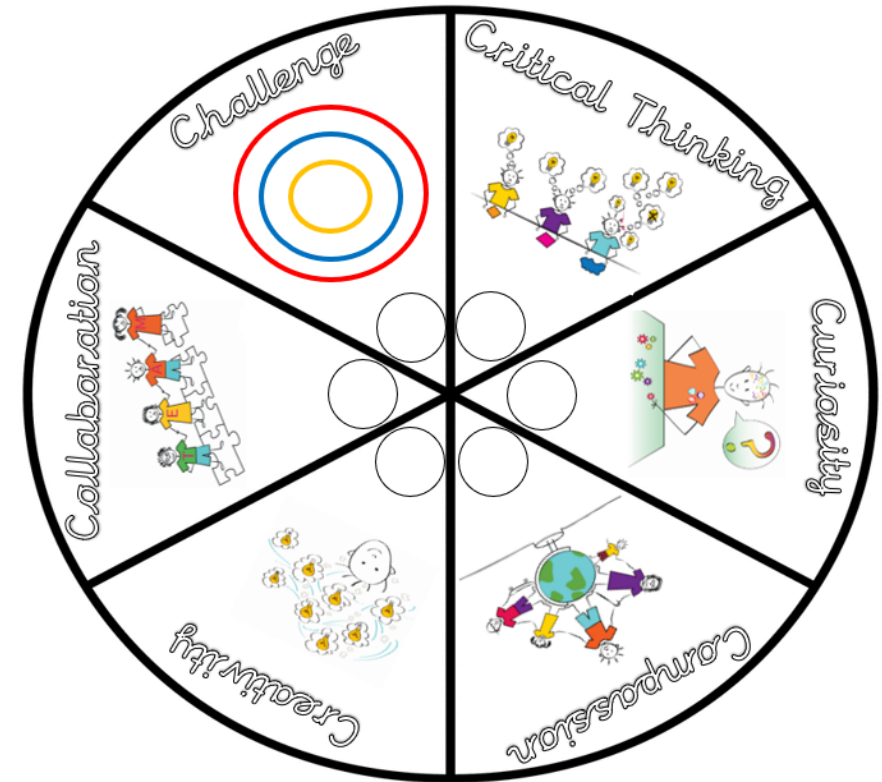
# Key information

- PE days will be on Monday and Tuesday (gymnastics). On these days children should come into school wearing their PE kits.
- Children must bring in a water bottle daily filled with water only. Your child will be encouraged to refill their water bottle during the day.
- Children must wear uniform each day as detailed in our school's uniform policy which can be found on our website. We ask that all uniform is clearly named to avoid lost items.
- Children must not wear any jewellery or wrist bands other than one stud in each ear (these should be removed or taped over for PE if newly pierced). A watch may be worn if appropriate. Nail varnish must not be worn.
- Year 6 are allowed to bring in a drawstring bag each day to keep any additional items that they may need. Children in other years should use their transparent folder (with green handle) to carry reading books and planner/reading records.
- Wansdyke is a nut free school. Please ensure that your child/ren do not bring nuts and items of food that contain nuts into school at any time.

# Wansdyke Learning Behaviours


Our learning behaviours (referred to as the 6Cs) are curiosity, creativity, critical thinking, collaboration, compassion and challenge. Evidence suggests the use of 'metacognitive strategies' - which get pupils to think about their own learning - can be worth the equivalent of an additional +7 months' progress when used well. The learning behaviours will be referred to in all lessons to celebrate positive approaches to learning across the school.

Each child will have a learning wheel, with 6 sections for the 6 behaviours, on display in the classroom. Pupils need 3 signatures for each behaviour to complete their learning wheel. If this happens, they will be promoted to a bronze wheel, then silver and so on. Completed wheels will be laminated and sent home as a certificate of completion.



What does a day at school look like for my child in year 6?

	8:45	9:05-9:20	9:20-10:00	Phase 1- 10:00 – 10:45 Phase 2- 9:50– 10:45	10:45 – 11:00	11:00 – 12:00	12:00 – 1:00	1:05 – 1:20	1:20- 1:40	1:40 – 2:30	2:30 -3:05	3:05- 3:20
Mon	Early morning task	Whole School (EH)	Whole Class Guided Reading (Phase 2)	English	Break	Maths	Lunch	Factual Fluency	Spelling/ Handwriting	DT/Art (week 1-3) Computing (week 4-6)	PE	Hometime/ story time
Tues		Phase Assembly		English		Maths			Spelling/ Handwriting	PSHE	Gym	
Wed		Class Assembly		English		Maths			Spelling/ Handwriting	Science	X tables Handwriting	
Thurs		Singing Assembly		English		Maths			Spelling/ Handwriting	Geography/History	Ma Music	
Fri		Celebration (EH)		English		Maths			Spelling/ Handwriting	RE	Quizzing (retrieval) Accelerated Reader	



# What will children in year 6 be learning this year?

	Term 1 Eco Warriors	Term 2 Conflict	Term 3 In The Zone	Term 4 Kings and Queens	Term 5 Rivers and Mountains	Term 6 Bristol Traders
Science	Light, Earth and Space	Movement, Forces	Classification, evolution and inheritance	Investigate materials	Electricity, circulatory and respiratory system	Life cycles and processes; health and nutrition
RE	Christianity Gospel and creation	Christianity Christmas	Islam Showing commitment to God Akhira	Christianity Easter	Alternative world views	Hinduism Commitment to God Brahman Karma, samsara and moksha
History		Invaders and Settlers		Victorian working children		Benin and Bristol slave trade
Geography	Local area linking to rivers, mountains and the water cycle		North and South America linking to biomes and climate zones		Climate change, megacities and sustainability	
DT	Sewing		Mechanics		Food Technology	
Art		Painting		Sculptures and Drawing		Printing/ collaging Ancient Benin statue design Bristol Slave Trade
PE	Tag Rugby Health Related Exercise	Dance Handball	Gymnastics Netball	Tennis Dance	Cricket Athletics	Outdoor Adventure Activities Competitions
MFL	La phonetique Les animaux (Y5) As tu un Animal? (Y6)	A story in french: Les Trois Cabris	Les saisons (Y5) Manger et Bouger (Y6)	A story in french: Antoine le paresseux	La famille and prepositions (Y5) Moi dans le monde (Y6)	A story in french: La piece perdue

# How can you support your child at home?

- Children are encouraged to practise their times tables daily using Times Table Rockstars
- Children are expected to read at least 4 times per week and have their reading recorded in their planner/reading diary. The class teacher will record the number of times a child has read each week and this will inform raffle tickets (awarded for each child who has read 4 times in a week) and karate reading bands.
- A home learning project will be set by teachers on Seesaw at the beginning of each term linked to a class topic. Towards the end of term, there will be a home learning celebration in the hall where parents/carers can view projects from every year group.
- Children in KS2 will bring home weekly spelling lists to practise and complete a weekly test within school.
- Year 5 and 6 children will bring home weekly English or Maths home learning in a homework book.



# Highlights of this upcoming year!

- The Remembrance Service, visitors coming into school to speak with the children
- School Camp
- Children's Leadership roles: Green Team, School Council, Travel team, Young Minds, Year 6 roles- ANTs, House Captains
- Year 6 SATS in May- more information to follow in the new year
- Christmas Performance
- Leavers' Service

# Communication

Class Teachers will be visible at the end of the school day to say hello to and ask questions.

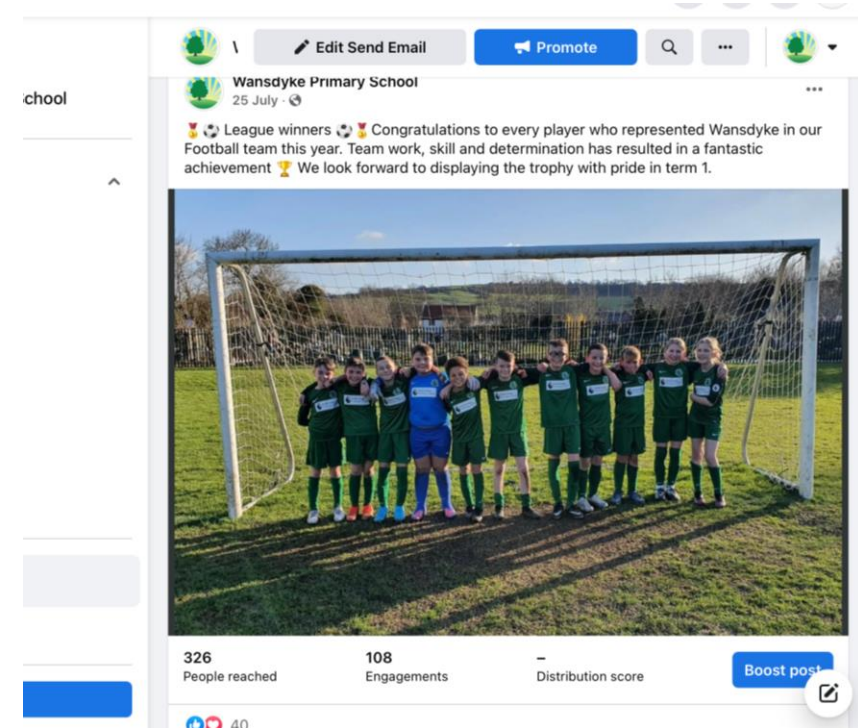
If you feel a longer or more private conversation is appropriate, please arrange a conversation in person or on the phone with the school office.

A member of staff will be visible at drop-off each morning.

A whole school newsletter will be shared every few weeks to share highlights and key information.

Teachers will use Seesaw to communicate class information.

Social Media (Facebook and Twitter) and our school website will be used to celebrate successes and share key information.



0117  
office@wansdykes

We are a  
**Futura Learning  
Partnership  
School**

ONLINE PAYMEN

REPORT AN  
ABSENCE

TERM DATES

FUTURA LEARNI  
PARTNERSHIP

Home

Our school

The Office

Curriculum

Children's  
leadership

Key  
information

Home Learning



Thank you for your time.  
Do you have any  
questions?